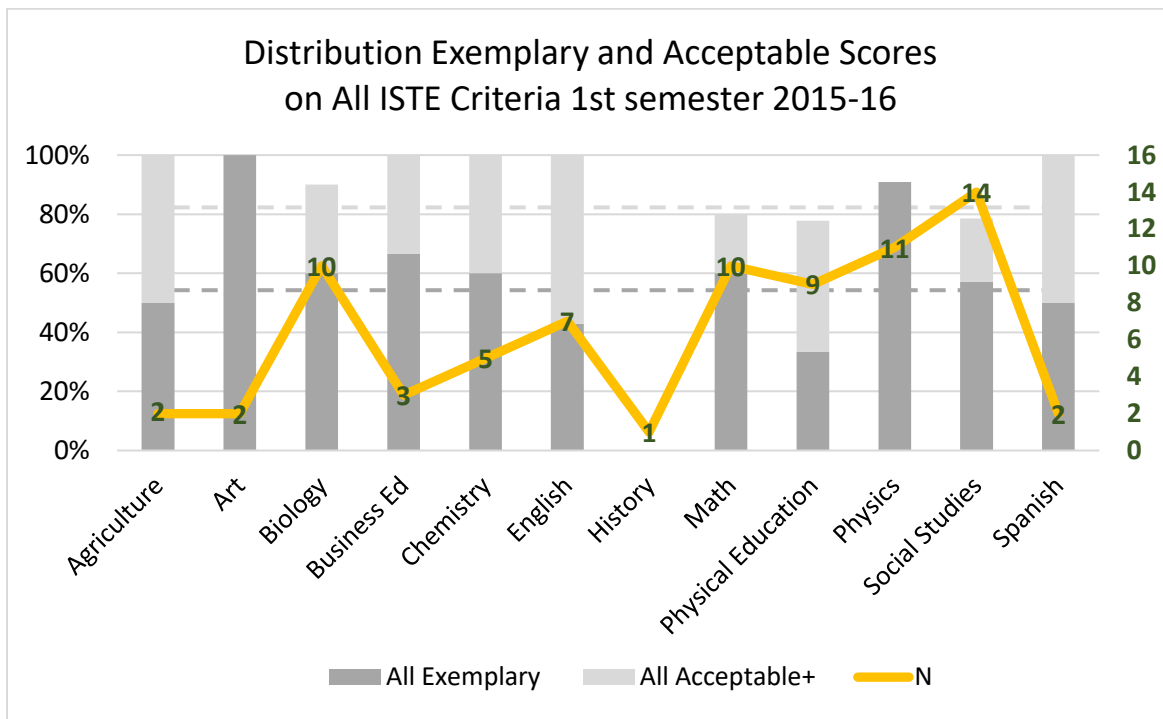


EDPE 3129 Blog Assignment ISTE Performance Summary and Charts

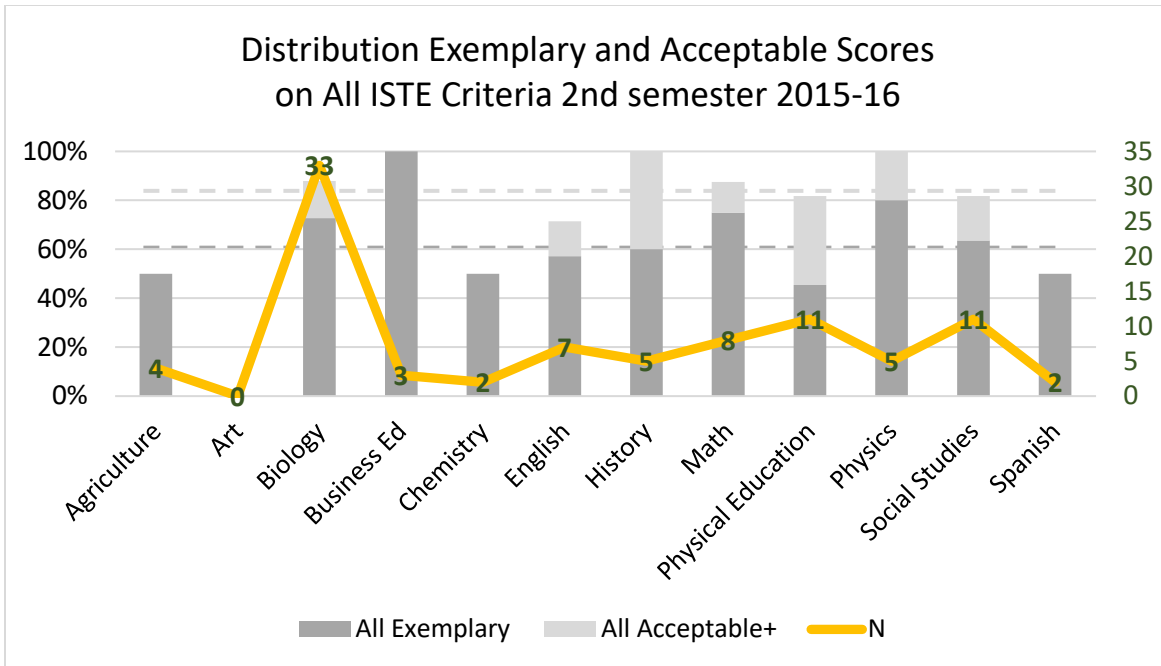
Six of the eleven rubric criteria used on the EDPE 3129 Blog Assignment are relevant to the ISTE Standards: 2) Design and Develop Digital Age Learning Experiences and 3) Model Digital Age Work and Learning. The following series of charts will show the distribution of acceptable or better ratings on all eight criteria across students from various *expected teaching areas* over the last three semesters.

During the first semester of 2015-16, 76 students completed the EDPE 3129 course. Of these, 45 (59% - - -) were rated exemplary on all six Blog Assignment criteria that align with ISTE Standards 2 and 3. Another 21 were rated acceptable or better on these criteria. In total, 87% (- - -) were rated exemplary or acceptable on all six criteria that align with ISTE Standards. The next chart shows the distribution of all acceptable or better ratings with respect to the six criteria that align with ISTE Standards 2 and 3 across the *expected teaching areas* for the first semester of 2015-16. Once again, the stacked columns represent percentages of all exemplary and all acceptable or better ratings in expected teaching areas. Dashed lines correspond to percentages of these ratings among all students. The orange line represents the number of students from each expected teaching area.

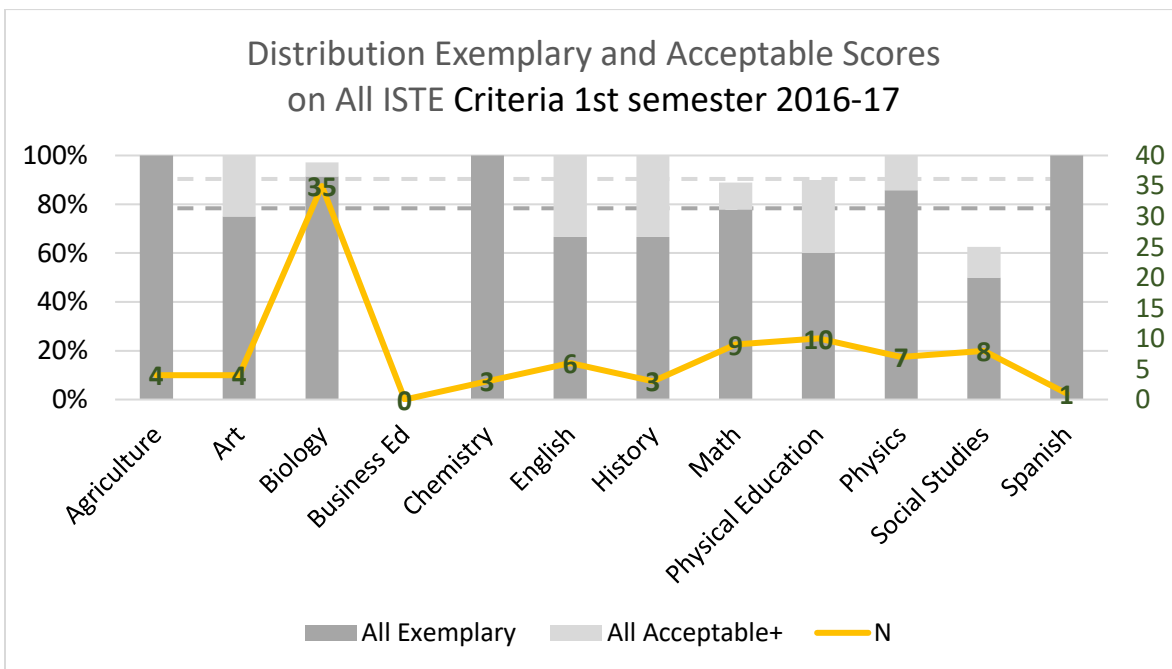


During the second semester of 2015-16, 91 students completed the EDPE 3129 course. Of these, 60 (66% - - -) were rated exemplary all six Blog Assignment criteria that align with ISTE Standards 2 and 3. Another 16 were rated acceptable or better on these criteria. In total, 84% (- - -) rated exemplary or acceptable on the Blog Assignment criteria that align with ISTE Standards 2 and 3. The next chart shows the distribution of all acceptable or better ratings with respect to the six criteria that align with ISTE Standards 2 and 3 across the *expected teaching areas* for the second semester of 2015-16.

EDPE 3129 Blog Assignment
 ISTE Performance Summary and Charts



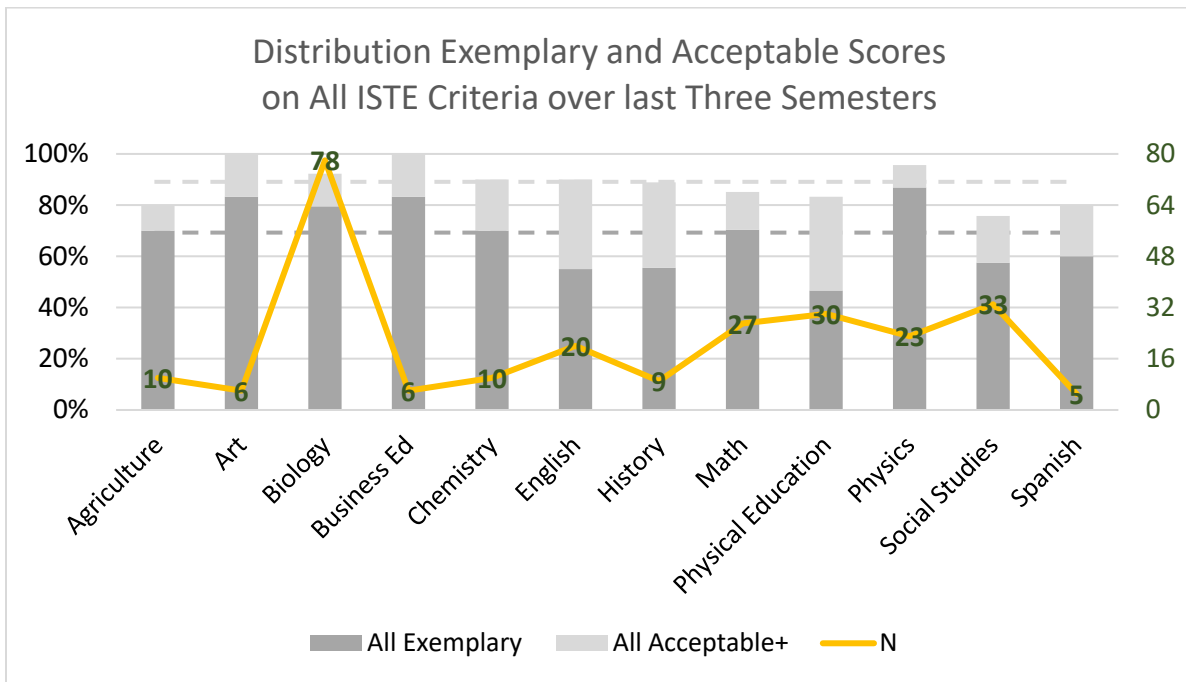
During first semester 2016-17, 91 students completed the EDPE 3129 course. Of these, 72 were rated exemplary all six Blog Assignment criteria that align with ISTE Standards 2 and 3. Another 12 were rated acceptable or better on all criteria that align with ISTE Standards 2 and 3. The next chart shows the distribution of the 84 (92%) that were rated acceptable or better on all criteria that align with ISTE Standards 2 and 3 across the *expected teaching areas*.



In total, 258 students completed the EDPE 3129 course over the past three semesters. Of these, 178 (69%) were rated exemplary all six Blog Assignment criteria that align with ISTE Standards 2 and 3. Another 49 were rated acceptable or better on all criteria that align

EDPE 3129 Blog Assignment
ISTE Performance Summary and Charts

with ISTE Standards 2 and 3. The next chart shows the distribution of the 227 (88%) that were rated acceptable or better on all criteria that align with ISTE Standards 2 and 3 across the *expected teaching areas* over the past three semesters.



The three semesters of data show that, except for Social Studies, at least 80% of the students from each teaching area demonstrate an acceptable level of competency with respect to the 6 Blog Assignment criteria that align with ISTE Standards 2 and 3. Given that the assignment itself requires each student to prepare and post a complete lesson including assessment in his or her blog (ISTE Standard 2) and to share constructive comments about at least three lessons prepared by classmates (ISTE Standard 3), the students are learning the standards by doing them.

Given that only 57 (22%) of the 258 were officially enrolled in an education program or sequence when taking the course, the overall results are outstanding. To the extent that the criteria for this assignment that are aligned with ISTE standards reflect the nature of the course, the students are getting it.